


# Monthly Report –August 2022



**PROFESSIONALISM**



**HONOR**



**EXCELLENCE**



## **Section 1: Bureau / Division Reports**

**Field Services Bureau / Noteworthy Police Work / Community Events**

**Retirements/Resignations/promotions**

**Assignments**

**Bureau Reports**

## **Section 2: Statistical Activity Summary**

**Calls for Service Totals**

**Motor Vehicle Activity**

**Criminal Arrest Summary**

**Calls for Service Breakdown Report**

**Parking Ticket Summary**

**Statistical Activity Summary**


---

## Field Services Bureau / Noteworthy Work / Community Events

On August 25<sup>th</sup> the Fairfield Police Department hosted a Threat Assessment Symposium at the Sacred Heart University Community Theatre as part of its continued mission to ensure a safe community. The symposium featured a presentation by the United States Secret Service National Threat Assessment Center (NTAC) and was followed by local discussions on how to best incorporate NTAC's recommendations and apply their research specifically in the Town of Fairfield, CT.

The day concluded with a presentation from JGPR Academy and John Guilfoil Public Relations on how to effectively communicate before, during and after a crisis. In attendance was leadership and supervision from both the Fairfield Police and Fairfield Fire Department, department heads and staff from each Town of Fairfield department, school officials and board of education members from Fairfield Public Schools, Fairfield First Selectwoman Brenda Kupchick and staff, Fairfield Police Commissioners, and representatives from both Fairfield University and Sacred Heart University.

To read more about the Threat Assessment Symposium, go to: <https://fpdct.com/.../fairfield-police-host-threat.../>



## Retirements/Resignations



**Detective Kerry Dalling retired from the Fairfield Police Department on August 12<sup>th</sup> after 25 years of Service.**

**Best of luck to Detective Dalling in her retirement!!!**

## Transfers/Reassignments/Promotions/New Hires



**On August 17<sup>th</sup> Officer Justin Young was promoted to the rank of Detective. Congratulations on your promotion!!!**

**Officer Justin Young to the rank of Detective!!!!**



**Congratulations to Officer Tiffany Robledo who graduated from the Bridgeport Police Training Academy on August 4th! She will begin her field training Saturday as our newest Fairfield Police Officer.**

**You may recognize Officer Robledo as she previously served the Town of Fairfield as a Special Officer and Animal Control Officer. Welcome aboard and congratulations!!**

**Congratulations and Welcome to Krystian Wierzgacz who was sworn in on August 23rd by [Fairfield First Selectwoman Brenda Kupchick](#) as Fairfield's newest Police Officer! He will begin training at the Police Academy later this week. Upon completion of the Academy, he will return to Fairfield to complete the Field Training and Evaluation Program before becoming fully certified Police Officers. Please join us in congratulating and welcoming Officer Wierzgacz to the [Town of Fairfield, CT!](#)**





## Special Services Bureau

### Traffic Safety Unit

	Jan	Feb	Mar	Apr	May	Jun	Jul	Aug	Sep	Oct	Nov	Dec
Traffic Stops	371	390	405	362	108	89	180	150				
Infractions Issued	239	256	250	254	73	54	101	90				
Misdemeanor Summons	4	9	0	7	2	0	3	3				
Accidents Investigated	34	28	28	28	32	27	16	14				
Child Seat Installations	12	9	10	9	10	12	10	4				
DUI Arrests	4	1	2	2	2	1	0	3				

### Traffic Crash Unit

	Jan	Feb	Mar	Apr	May	Jun	Jul	Aug	Sep	Oct	Nov	Dec
Accidents Investigated	67	54	76	80	66	59	83	58				
Accidents with Injuries	5	10	6	9	9	8	9	10				
Search Warrants	0	5	2	0	1	2	0	5				
Arrest Warrants	0	4	3	2	0	2	1	1				
Misdemeanor Summons	6	1	6	7	1	1	3	1				
Infractions Issued	23	26	30	46	16	26	26	16				
Fatalities	1	1	3	2	2	*1	0	1				

\* On 8/2 Crash Investigation responded one fatal M/C accident in town (Kings Highway East at Jennings Road) FPD File 22-27283 - criminal arrest made

\* On 8/6 Crash Investigation called in for Minivan vs M/C Serious Injuries Crash (Commerce Dr at Coolidge St) FPD File 22-27822

Crash Reconstruction Unit called out to assist other towns (Bpt, Trumbull and Stratford) four (4) times for FARO Scans, EDR Downloads

<i>Animal Control</i>	Jan	Feb	Mar	Apr	May	Jun	Jul	Aug	Sep	Oct	Nov	Dec
<i>Complaints</i>	65	56	66	75	94	88	88	65				
<i>Wildlife Complaints</i>	22	22	24	27	43	37	39	31				
<i>Animals Tested for Rabies</i>	1	1	1	1	0	0	2	4				
<i>Animals Positive / Rabies</i>	0	0	0	0	0	0	0	0				
<i>Animal Bites</i>	2	0	4	1	4	4	3	2				
<i>Written Warnings</i>	2	3	6	8	7	5	6	4				
<i>Infractions</i>	0	4	1	2	2	1	2	1				
<i>Misdemeanors</i>	0	0	1	0	0	0	0	1				

Animals impounded: 9 total 7 dogs, 2 cats

### Traffic Enforcement Targeted Area

- Villa Avenue
- Pansy Road @ Brookside Drive
- Congress Street
- Bronson Road @ Orchard Hill Dr
- Candlewood Road @ Fieldcrest Road
- Church Hill Road @ Skytop Drive
- Round Hill Road @ Winton Street
- Melville Drive
- Hulls Farm Road @ Jessica Lane
- 1144 Black Rock Turnpike
- Post Road @ River Street

- 

<b>Marine</b>	<b>April</b>	<b>May</b>	<b>JUN</b>	<b>JUL</b>	<b>AUG</b>	<b>SEPT</b>	<b>OCT</b>
<i>complaints</i>	NA	20	36	30	37		
<i>Boats Towed</i>	NA	4	4	3	4		
<i>Written Warnings</i>	NA	0	0	0	0		
<i>Arrests</i>	NA	0	0	0	0		
<i>Safety Inspections</i>	NA	1	2	9	0		
<i>Total Calls For Service</i>	NA	20	36	30	37		
<i>Hours Underway</i>	NA	50	120	204	220		
<i>Community Events</i>	NA	2	4	1	3		
<i>Location Checks</i>	NA	3	10	40	51		
<i>Fatalities</i>	NA	0	0	0	0		

## **Administrative Services Bureau**

### **Training**

- Basic and Advanced SRO
- Peer Support Training
- ESU Hostage Negotiation
- CIT Youth Mental Illness
- ESU Sniper Training
- ESU Training July
- Marine Search and Rescue
- Threat Assessment Symposium

## Emergency Communication Center \ Noteworthy Work

### Emergency Communications Center Call Statistics

	Jan	Feb	Mar	Apr	May	June	July	Aug	Sep	Oct	Nov	Dec
<i>Total Incoming Calls</i>	8,163	6,937	8,293	7,751	8,723	9,020	8782	8771				
<i>Total 911 Calls</i>	1772	1,578	1,779	1,722	1,814	1,856	1841	1811				
<i>Total Outgoing Calls</i>	2,345	1,886	2,243	2,175	2,307	2,509	2228	2332				
<i>Total CSFs Processed</i>	4,044	3,910	4,344	3,552	3,813	3,529	3885	3872				
<i>% 911 Calls Under 10 Sec</i>	95.26	96.08%	94.75%	95.12%	95.53	95.33	94.19	96.8				

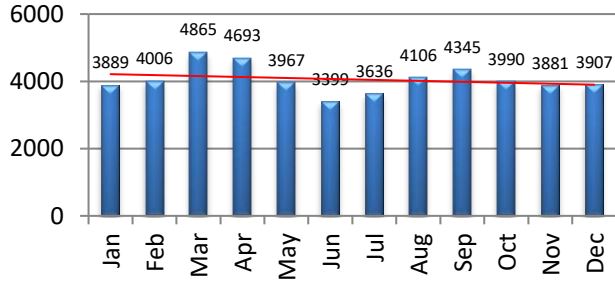
### Section 3: Statistical Activity Summary

#### TOTAL CALLS FOR SERVICE

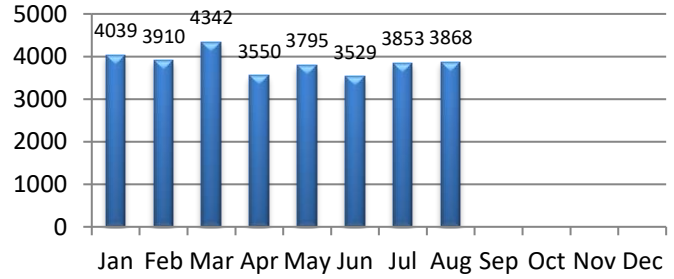
Calls for Service	Jan	Feb	Mar	Apr	May	Jun	Jul	Aug	Sep	Oct	Nov	Dec	YTD
2021	3889	4006	4865	4693	3967	3399	3636	4106	4345	3990	3881	3907	48,684
2022	4039	3910	4342	3550	3795	3529	3853	3868					30,886

Note: Includes miscellaneous calls that may not be listed under the call analysis section

Calls For Service - 2021



Calls for Service - 2022

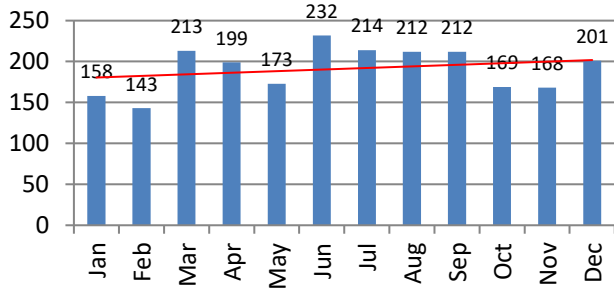


#### ALARM RESPONSE SUMMARY

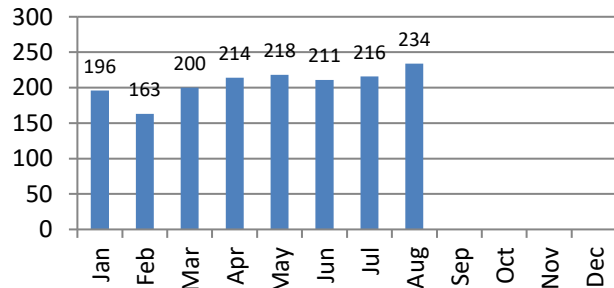
Total Alarms	Jan	Feb	Mar	Apr	May	Jun	Jul	Aug	Sep	Oct	Nov	Dec	YTD
2021	158	143	213	199	173	232	214	212	212	169	168	201	2,294
2022	196	163	200	214	218	211	216	234					1,652

False Alarms	Jan	Feb	Mar	Apr	May	Jun	Jul	Aug	Sep	Oct	Nov	Dec	YTD
2021	158	143	211	199	173	231	214	212	212	169	168	201	2,291
2022	196	163	200	214	218	211	216	208					1,626

Alarms - 2021



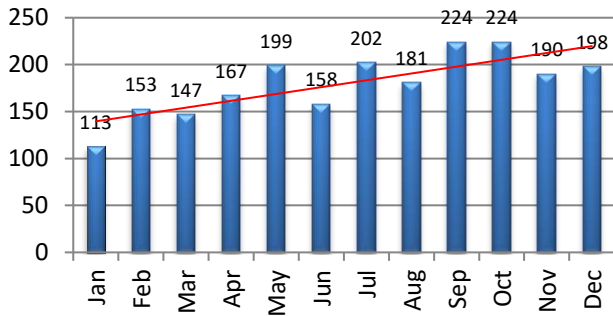
Alarms - 2022



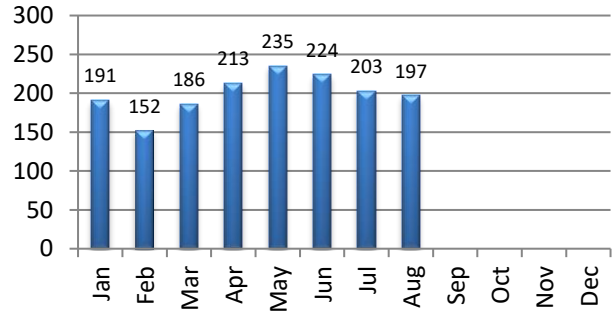
**MOTOR VEHICLE ACTIVITY**

MV Accidents	Jan	Feb	Mar	Apr	May	Jun	Jul	Aug	Sep	Oct	Nov	Dec	YTD
2021	113	153	147	167	199	158	202	181	224	224	190	198	2,156
2022	191	152	186	213	235	224	203	197					1,601

**Motor Vehicle Accidents - 2021**



**Motor Vehicle Accidents - 2022**



MV Enforcement	Jan	Feb	Mar	Apr	May	Jun	Jul	Aug	Sep	Oct	Nov	Dec	YTD
Warning-2021	458	374	560	396	249	177	183	319	212	179	279	217	3,603
2022	211	225	279	123	136	114	155	184					1,427

Infractions-2021	71	134	270	520	155	95	246	367	171	267	223	150	2,669
2022	239	258	258	225	87	55	109	119					1,350

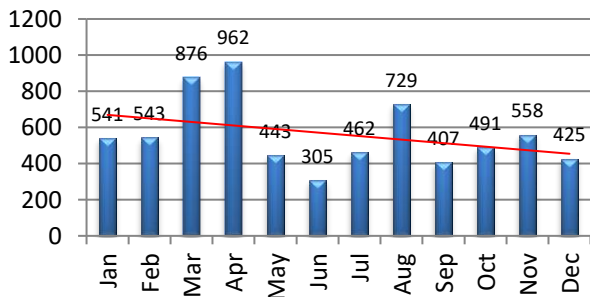
Misdemeanor-2021	8	24	38	34	31	28	25	36	17	35	42	41	359
2022	40	35	23	22	10	12	15	28					185

Custodial - 2021	3	3	8	5	8	5	4	2	2	3	8	10	61
2022	6	6	8	6	9	5	2	5					47

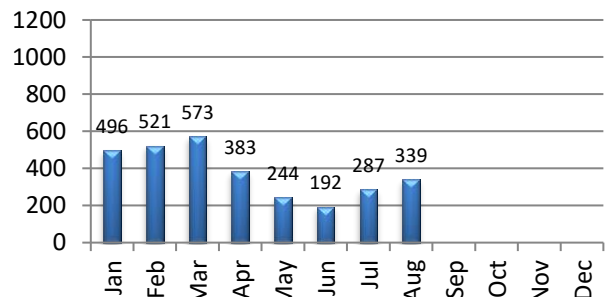
DUI Arrests - 2021	2	6	9	14	10	2	6	5	5	3	2	8	72
2022	5	1	10	3	7	4	7	6					43

MV Contacts - 2021	541	543	876	962	443	305	462	729	407	491	558	425	6,742
2022	496	521	573	383	244	192	287	339					3,035

**MV Contacts - 2021**



**MV Contacts - 2022**



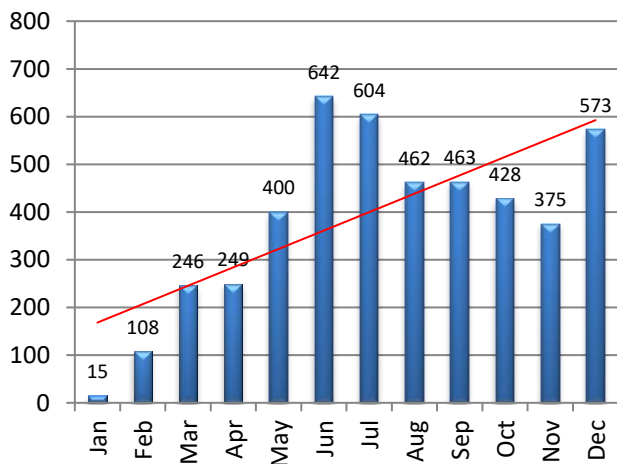
MV Enforcement: Type	Jan	Feb	Mar	Apr	May	Jun	Jul	Aug	Sep	Oct	Nov	Dec	YTD
Speeding Violations	193	209	207	70	49	48	84	85					945
Seatbelt Violations	0	0	0	0	0	0	1	0					1
Registration Violations	51	41	32	29	13	12	20	43					241
License Violations	19	18	15	19	14	14	8	22					129
Distracted Driving	9	6	3	140	13	1	2	6					180
Suspended Licence	12	9	11	8	9	7	3	12					71
Stop Sign Violations	111	128	135	50	103	56	98	25					706
Traffic Light Violation	15	20	26	19	9	19	17	5					130

The above incidents are a overview of common violations. These statistics are not the only motor vehicle enforcement actions taken. The above show top 6 violations for the month.

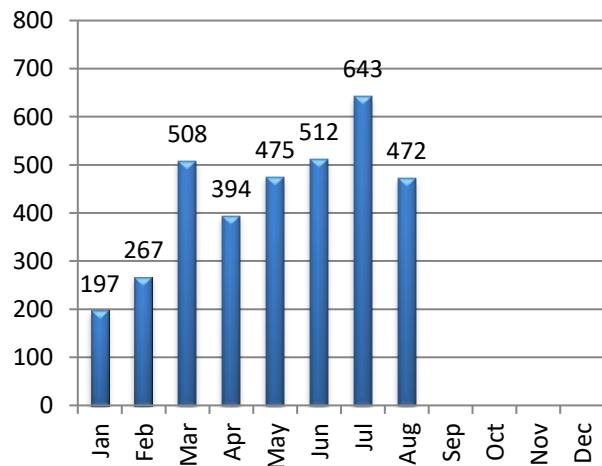
**PARKING TICKET SUMMARY**

Total Issued	Jan	Feb	Mar	Apr	May	Jun	Jul	Aug	Sep	Oct	Nov	Dec	YTD
2021	15	108	246	249	400	642	604	462	463	428	375	573	4565
2022	197	267	508	394	475	512	643	472					3468

Parking Tags Issued 2021



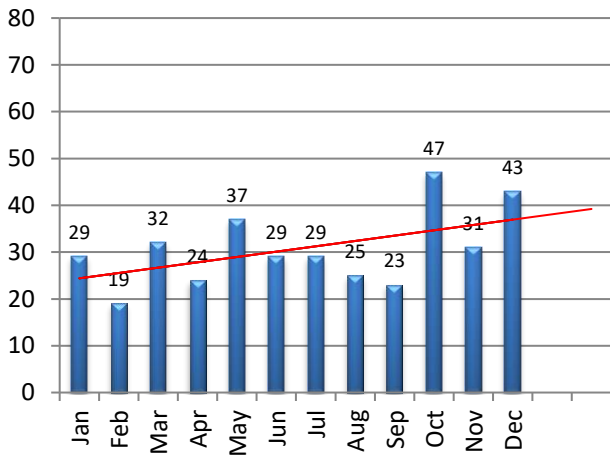
Parking Tags Issued - 2022



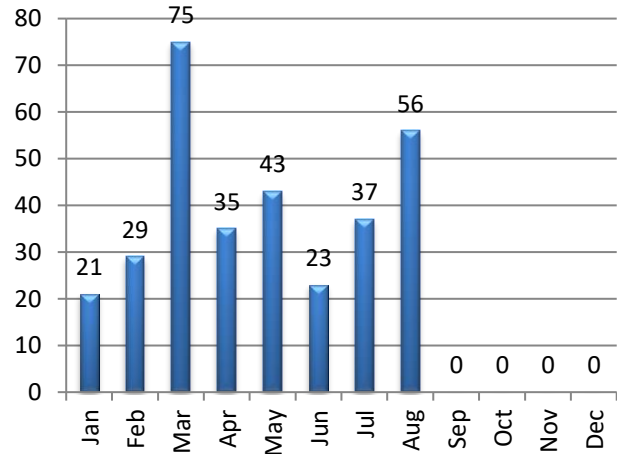
**CRIMINAL ARREST SUMMARY**

<b>Criminal Arrests by Month</b>	Jan	Feb	Mar	Apr	May	Jun	Jul	Aug	Sep	Oct	Nov	Dec	YTD
<b>Larceny - 2021</b>	18	14	24	20	17	18	20	17	16	26	15	29	234
<b>2022</b>	16	21	43	20	34	19	24	25					202
<b>Vandalism - 2021</b>	4	1	1	2	4	5	5	0	2	3	1	4	32
<b>2022</b>	0	2	5	3	4	0	3	8					25
<b>MV Theft / Attempt - 2021</b>	0	1	0	0	2	0	0	0	0	4	1	2	10
<b>2022</b>	0	0	0	0	0	0	0	8					8
<b>Burglary / Attempt - 2021</b>	2	2	3	1	6	4	3	2	1	8	0	3	35
<b>2022</b>	1	3	18	7	3	0	2	9					43
<b>Assault - 2021</b>	5	1	4	1	8	2	1	5	4	6	9	2	48
<b>2022</b>	4	3	8	4	2	4	7	6					38
<b>Robbery - 2021</b>	0	0	0	0	0	0	0	1	0	0	5	3	9
<b>2022</b>	0	0	1	1	0	0	1	0					3
<b>2021</b>	29	19	32	24	37	29	29	25	23	47	31	43	368
<b>2022</b>	21	29	75	35	43	23	37	56	0	0	0	0	319

**Total Criminal Arrests - 2021**



**Total Criminal Arrests - 2022**



<b>Domestic Violence Arrests</b>	Jan	Feb	Mar	Apr	May	Jun	Jul	Aug	Sep	Oct	Nov	Dec	YTD
<b>2022</b>	5	11	8	6	3	7	10	3					53



# Parking Report August 2022 FPD



# Findings

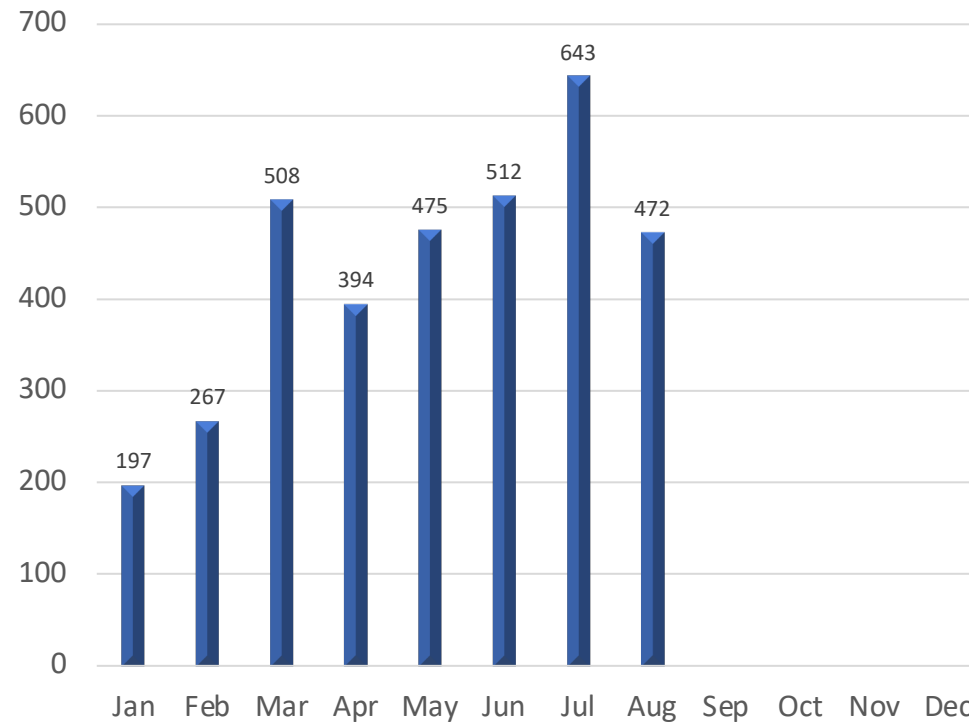
08/01/2022 – 08/31/2022

- **472** Parking Citations Issued
- **\$21,731.50** Funds Collected

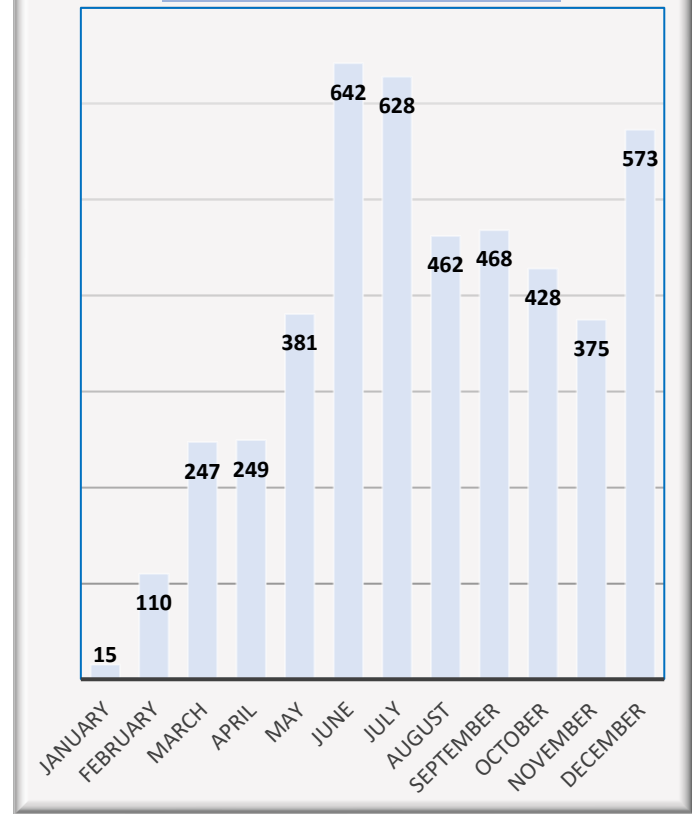
# August 2022 Parking Ticket Report

<u>TICKETS ISSUED</u>	<u># Issued 2022</u>	<u># Issued 2021</u>
January	197	15
February	251	110
March	508	247
April	394	249
May	475	381
June	512	642
July	643	628
<b>August</b>	<b>472</b>	462
September		468
October		428
November		375
<u>December</u>		<u>573</u>
<b>TOTAL</b>	<b>3,468</b>	4,578

Parking Tags Issued 2022



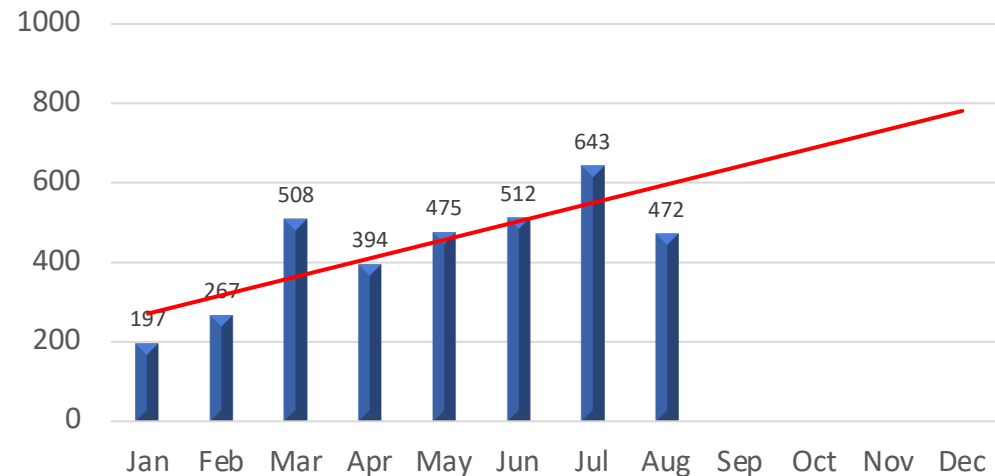
2021 Tickets Issued



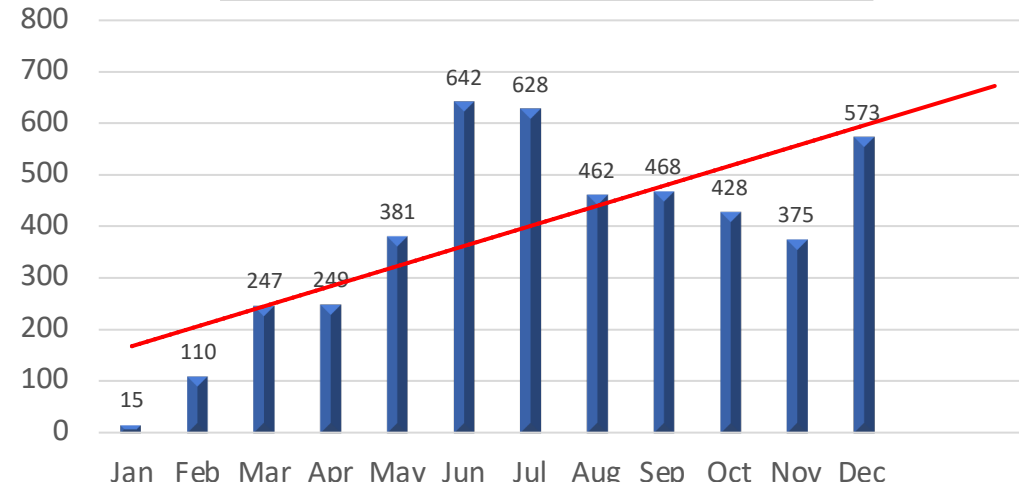
# PARKING TICKET SUMMARY

Total Issued	Jan	Feb	Mar	Apr	May	Jun	Jul	Aug	Sep	Oct	Nov	Dec
2021	15	110	247	249	381	642	628	462	468	428	375	573
<b>2022</b>	<b>197</b>	<b>267</b>	<b>508</b>	<b>394</b>	<b>475</b>	<b>512</b>	<b>643</b>	<b>472</b>				

## Parking Tags Issued 2022



## Parking Tags Issued 2021



# 2022 Parking Financials

<u>FINANCIALS</u>	<u>Funds Collected (Paid)</u>
January	\$7,671.28
February	\$6,663.19
March	\$12,973.91
April	\$14,466.57
May	\$15,596.37
June	\$20,072.50
July	\$24,758.20
<b>August</b>	<b>\$21,731.50</b>
September	
October	
November	
<u>December</u>	
<b>TOTAL</b>	<b>\$123,933.70</b>

## Monthly Statistics

07/01/2022 00:00 Thru 07/31/2022 23:59

Call Description	Current Month July 2022	Previous Month June 2022	Year To Date 1/1 - 07/31/2022	Same Month 2021 July 2021	Prior Month 2021 June 2021	Year To Date 2021 1/1 - 07/31/2021
911 HANG UP	13	9	64	25	21	91
ABANDONED MOTOR VEHICLE	14	17	57	4	12	38
ALARM	0	0	0	0	1	1
ALARM EXCUSED	0	0	0	0	0	2
ALARM FALSE	216	211	1418	214	231	1329
ANIMAL COMPLAINT	93	87	514	109	113	541
ANIMAL RESCUE	1	1	4	1	1	6
ANY SITUATION	13	14	75	13	7	64
ASSAULT	3	2	22	2	0	16
ASSAULT IN PROGRESS	0	0	0	0	1	1
ASSISTANCE	183	214	1227	185	180	1155
AUTOMATIC ALARM COMMERCIAL	50	51	270	40	29	222
AUTOMATIC ALARM RESIDENTIAL	46	55	270	41	36	229
BANK ESCORT	22	18	137	21	22	138
BOAT FIRE (AT SEA)	0	1	1	0	1	1
BREACH OF PEACE	65	51	365	57	60	353
BRUSH FIRE	11	1	14	3	1	13
BURGLARY	1	0	1	0	0	0
BURGLARY - RESIDENCE	0	2	13	6	1	17
BURGLARY - COMMERCIAL	0	2	14	7	4	16
BURGLARY - GARAGE	1	0	10	0	2	4
BURGLARY - SCHOOL	0	1	1	0	0	0
BURGLARY ATTEMPT	0	0	0	0	1	2
BURGLARY ATTEMPT - RESIDEN	2	0	3	0	1	5
BURGLARY ATTEMPT - COMMERC	1	0	1	1	0	3
BURGLARY IN PROGRESS	0	0	0	0	0	0
BURNING COMPLAINT	1	7	16	1	4	20
BUS FIRE	0	0	1	0	0	0
BUSINESS/LOCATION CHECK	1095	950	8788	737	866	7337
CANCEL 911 HANG-UP	0	1	3	0	0	1
CANCELLED ALARM	56	38	274	41	43	273
CAR FIRE	1	3	14	5	1	15
CO ALARM (CODE 2)	10	13	64	6	5	46
CO ALARM WITH MEDICAL CONDI	0	2	5	0	0	1
COMMUNITY EVENT	18	38	244	18	15	99
DEAD ANIMAL ON ROADWAY	0	2	11	1	3	14
DEAD ON ARRIVAL	2	1	14	1	0	15
DOOR UNLOCKED	1	3	18	1	2	14
DUMPSTER FIRE	0	0	3	1	0	1
ELEVATOR RESCUE	2	1	11	0	1	12
EMERGENCY MEDICAL CALL	387	358	2298	269	216	1557
EMERGENCY MEDICAL CALL (COD	91	108	689	92	65	639
EMS	7	7	93	2	8	37
FIRE	1	0	3	0	0	2
FIRE-OUT REPORT	0	1	3	0	0	3
FIREWORKS COMPLAINT	17	8	27	42	17	80
FLOODING CONDITION	0	1	15	3	1	13
FOLLOW UP INVESTIGATION	1	1	5	0	0	0
FUNERAL ESCORT	13	11	98	9	11	74
GPS ALERT	2	0	22	4	3	16
HARASSMENT	14	23	132	23	15	119
HAZARDOUS MATERIAL	1	0	1	0	0	0
HOMICIDE	1	0	1	0	0	0
HOUSEHOLD APPLIANCE	0	1	8	1	0	10
INFORMATION	7	1	34	5	7	2465
INSIDE LEAK (GAS)	10	6	43	1	4	26
INSIDE LEAK (OTHER)	0	0	2	1	0	3
INSIDE ODOR, MISCELLANEOUS	0	2	14	3	1	18
INTOXICATED SUBJECT	0	2	13	6	5	28
INVESTIGATION	203	193	1247	174	176	1157
INVESTIGATION- SENIOR CITIZ	0	2	7	0	1	5
INVESTIGATION-ARREST	2	4	18	2	2	19
INVESTIGATION-BAD CHECK	0	0	2	1	0	1
INVESTIGATION-COUNTERFEIT	0	0	7	1	1	3
INVESTIGATION-CREDIT CARD F	0	1	7	0	0	7
INVESTIGATION-FINANCIAL CRI	4	4	24	1	0	11
INVESTIGATION-FORGERY	2	1	10	1	1	8
INVESTIGATION-INTERNET CRIM	1	4	12	1	2	13

### Monthly Statistics

07/01/2022 00:00 Thru 07/31/2022 23:59

Call Description	Current Month July 2022	Previous Month June 2022	Year To Date 1/1 - 07/31/2022	Same Month 2021 July 2021	Prior Month 2021 June 2021	Year To Date 2021 1/1 - 07/31/2021
INVESTIGATION-WARRANT ARREST	1	13	61	7	6	43
LARCENY IN PROGRESS	1	0	2	0	0	0
LARCENY/THEFT	23	17	130	30	18	118
LARCENY-EMPLOYEE THEFT	1	0	2	0	2	2
LARCENY-IDENTITY THEFT	0	1	26	2	7	46
LOCATION CHECK - COVID19	0	0	0	0	0	3
M.V. ACCIDENT	171	189	1192	183	139	989
M.V. ACCIDENT WITH INJURIES	0	0	0	0	0	1
MEDICAL ALARM	2	2	17	3	4	18
MENTAL PATIENT	9	12	49	7	3	37
MISSING PERSON	3	2	28	4	4	31
MUTUAL AID - FIRE	2	4	25	1	0	11
NARCOTIC VIOLATION IN PROGR	0	0	0	0	0	1
NARCOTICS VIOLATION	0	1	9	2	1	18
No Police Actual Call Type	80	44	511	250	227	1249
NOISE COMPLAINT	31	39	223	47	50	285
OTHER RESCUE	0	0	1	0	0	1
OUTDOOR MISCELLANEOUS FIRE	7	4	24	7	4	22
OUTSIDE LEAK (PROPANE)	0	2	5	1	1	2
OUTSIDE LEAK / SPILL	8	9	40	4	6	30
PACOS ASSIGNMENT	25	20	308	26	20	333
PARKING VIOLATION	62	57	278	65	32	285
PISTOL PERMIT APPLICATION	17	14	151	6	29	219
PUBLIC SERVICE CALL	59	44	330	41	48	279
RECKLESS DRIVER	36	36	208	30	47	236
RECOVERED PROPERTY	25	17	109	16	19	105
RESIDENTIAL LOCK IN	0	1	5	0	0	3
RESIDENTIAL LOCK OUT	5	2	15	5	0	17
ROAD HAZARD	33	29	193	55	24	215
ROBBERY	1	0	7	1	0	3
SEX VIOLATION	3	0	8	2	1	9
SHOPLIFTER	35	34	208	23	21	153
STOLEN VEHICLE	9	4	53	3	8	53
STOLEN VEHICLE ATTEMPT	0	0	3	0	0	1
STRUCTURE FIRE	8	9	44	2	7	52
SUICIDE	0	0	5	1	1	5
SUICIDE ATTEMPT	1	1	6	0	0	7
SUICIDE THREAT	5	6	45	4	3	24
SUSPICIOUS PERSON	24	27	159	51	21	186
SUSPICIOUS VEHICLE	22	14	126	12	20	114
TEST	7	27	93	2	2	20
THEFT FROM MOTOR VEHICLE	61	22	242	22	38	224
TRAFFIC CONTROL MALFUNCTION	4	13	40	6	4	22
TRAFFIC STOP	5	1	47	4	10	151
TRAFFIC STOP - ARREST	124	72	1422	276	124	1682
TRAFFIC STOP - NO ACTION	3	4	24	4	1	27
TRAFFIC STOP - VERBAL	154	109	1177	176	168	2233
TRAFFIC STOP - WRITTEN WARN	1	3	21	2	3	32
TRESPASSER	15	13	76	13	10	70
TRUCK FIRE	1	0	3	0	1	4
UNKNOWN TROUBLE	1	0	3	0	1	3
VANDALISM IN PROGRESS	0	0	1	0	0	0
VANDALISM MISCELLANEOUS	3	3	38	2	10	26
VANDALISM TO STRUCTURE	1	6	27	3	6	25
VANDALISM TO VEHICLE	11	4	33	5	4	22
VEHICLE ACCIDENT WITH INJUR	32	35	216	19	19	151
VEHICLE LOCK IN	2	1	7	2	0	5
VEHICLE LOCK OUT	26	20	144	16	16	132
VESSEL INSPECTION	0	1	1	2	3	13
WATER RESCUE	0	0	3	2	2	4
WIRES DOWN	9	5	47	7	4	36
<b>Report Totals:</b>	<b>3854</b>	<b>3528</b>	<b>27053</b>	<b>3637</b>	<b>3400</b>	<b>28497</b>